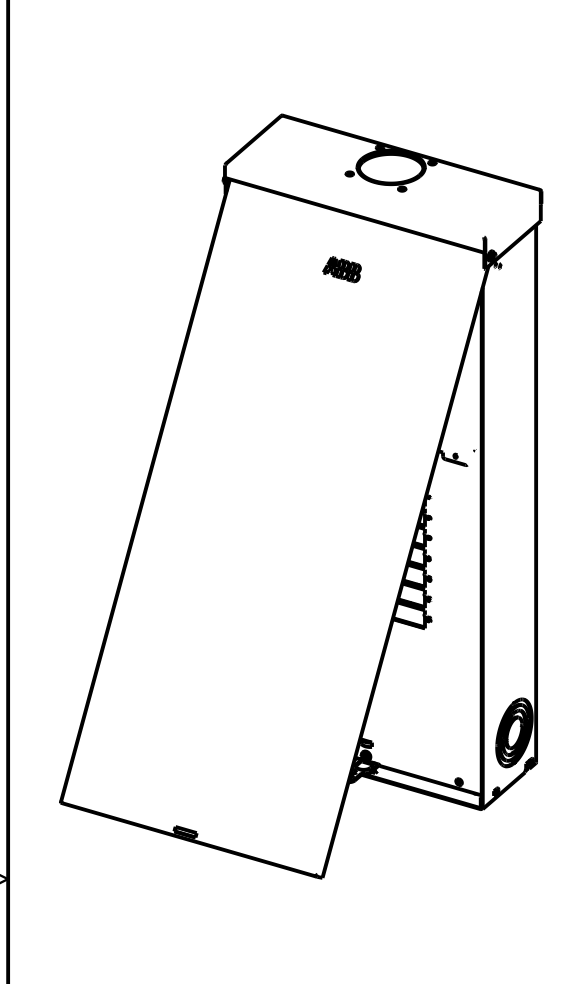


CATALOG PAMC1610R



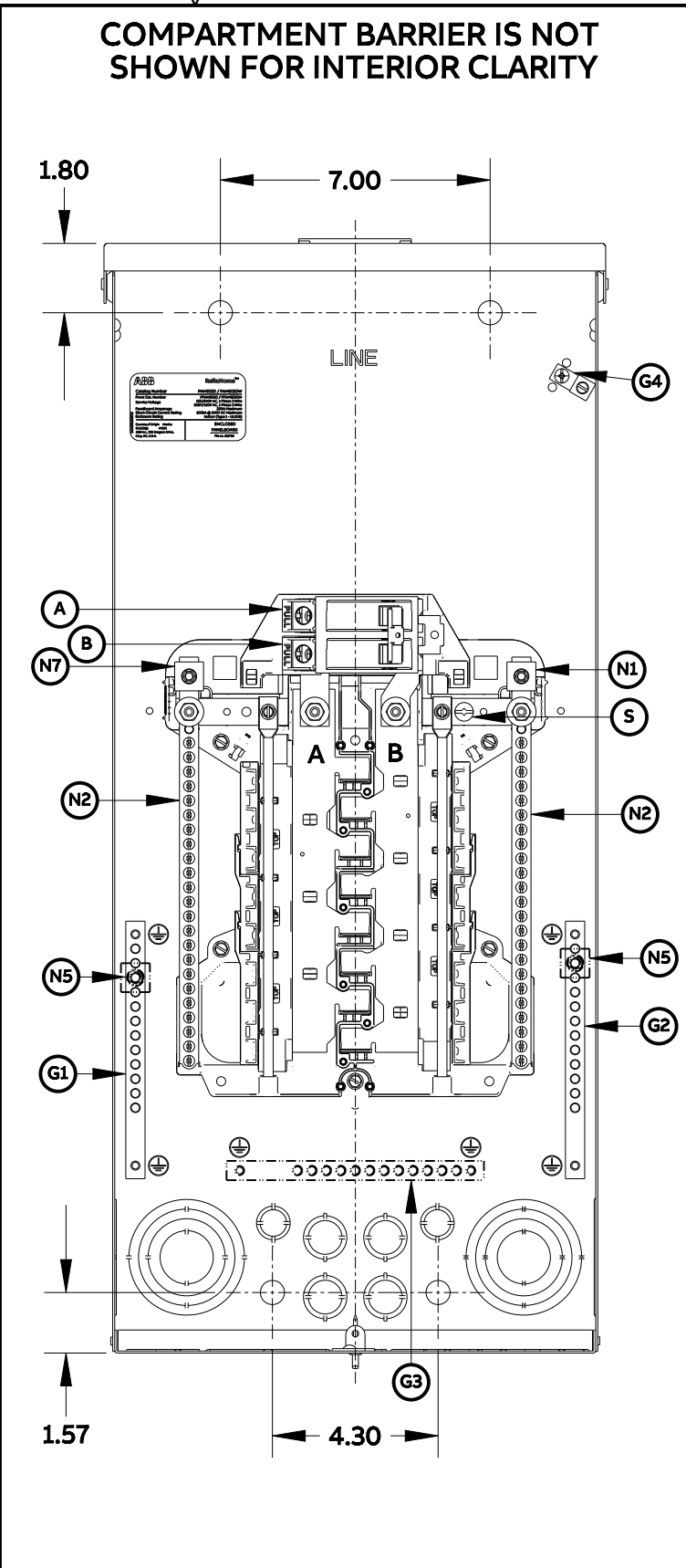
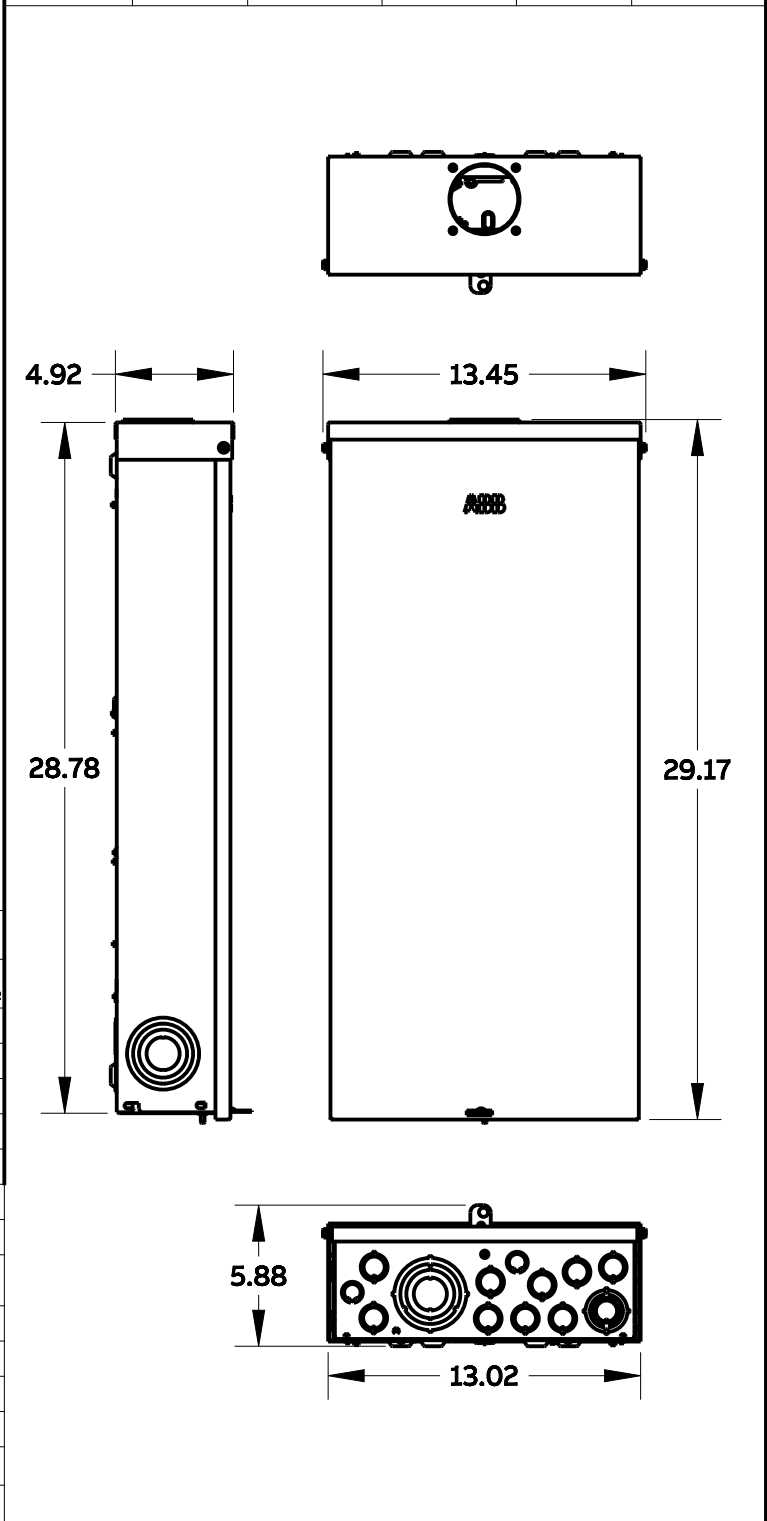
**SPECIFICATION**

Service Voltage	120/240V AC, 1 Phase 3 Wire 208Y/120V AC, 1 Phase 3 Wire
Panelboard Amperage	100A Maximum
Short-Circuit Current Rating	100kA @ 240V AC Maximum
Rated Frequency	60Hz
Enclosure Rating	Outdoor (Type 3R - UL50E)
Main Device	Circuit Breaker
Main Device Rating	100A Maximum
Busbar Rating and Material	225A Aluminum
Branch Circuit Breaker Rating	100A Maximum
Sum of Circuit Breaker Rating	100A Maximum per Stab
Number of Spaces	16 Spaces Maximum
Number of Circuits	32 Circuits Maximum
Standard Listing	CSA 22.2, UL67 (E21790)

SUITABLE FOR USE AS SERVICE EQUIPMENT

**RAINTIGHT HUBS**

3/4" Dia.	1" Dia.	1-1/4" Dia.	1-1/2" Dia.	2" Dia.	2-1/2" Dia.
TC75	TC100	TC125	TC150	TC200	TC250



**REPLACEMENT / ACCESSORIES KIT**

TQLFP1	1" Front Filler plates	--
PTHQLRK2	Circuit Breaker Hold-down kit END	1TQC163000Z0114
PTHQLRK1	Circuit Breaker Hold-down kit	1TQC163000Z0113
PD60	Circuit Directory	1TQC163000Z0115
THP100	Padlocking - THQL	--
THP100E	Padlocking - AFCI/GFCI	--
THQLSURGE2	Type 1 plug-on SPD	--
--	--	--
THQLSB	Service Entrance Barrier THQL	DEH0003780
--	--	--
--	--	--
--	--	--
PBS	Bond Screw Kit	1TQC163000Z0121
--	--	--
--	--	--
TCCP	Closing Cap	--
--	--	--
--	--	--

**TORQUE**

Terminal#	Terminal Name	Installed/Cat.Number	Wire Size	Drive	Torque LB-IN
A & B	Main Circuit Breaker	Factory Installed	#4 - 1/0 Cu-Al	Slotted	45
N1	Neutral Lug	Factory Installed	(1) #6-2/0 Cu/Al	Internal Hex	120
N7	Neutral Lug	Factory Installed	(1) #6-2/0 Cu/Al	Internal Hex	120
N2	Neutral Bar	Factory Installed	See Below for Table 1		
N3	Neutral Bar	N/A			
N4	Neutral Bar	N/A			
G1	Ground Bar	Factory Installed			
G2	Ground Bar	Factory Installed	(1) #14 - 4	Slotted	40
G3	Ground Bar	TGK12			
G4	Ground Lug	Factory Installed			
C & D	Feed Thru Lug	N/A	N/A	N/A	N/A
N5	Ground/Neutral Lug	TNLK20	(1) #6-2/0 Cu/AL	Internal Hex	120
N6		N/A	N/A	N/A	N/A
N5/N6	Ground/Neutral Lug	TNLK250	(1) #1-300 Cu/AL	Internal Hex	200
--		--	--	--	--
--	--	--	--	--	--
S	Bonding Screw	Factory Bonded	N/A	Slotted/Robertson	40

When used as service equipment, all unused neutral terminals may be used for equipment ground conductors.

**Table 1: GROUND/NEUTRAL Bar Terminal Wire size (AWG/KCMIL) & Torque**

Conductor for Ground/Neutral Bar Terminal		Drive	Torque Lb-In
Solid	Stranded		
CU (1) 14	CU (1) 14	Slotted/Robertson	15
-	(1) 12		15
(1) 12	(1) 12		20
(1) 10	(1) 10	Robertson	20
-	(1) 8		40
-	(1) 6-4	45	
Multiple Conductor for Ground/Neutral Bar Terminal			
(1) 10 & (1) 12	-	Slotted/Robertson	30
(1) 10 & (1) 14	(1) 10 & (1) 14		30
(2) 10 & (1) 14	-		30
(1) 12 & (1) 14	-		30
-	(2) 10 & (1) 12	-	30

**KNOCKOUTS**

1.5" - 2" - 2.5"	1" - 1.5" - 2" - 2.5"	0.5" - 0.75" - 1" - 1.25"	0.5" - 0.75"	3/8" - 0.5"	0.281"
X4	X1	X1	X11	X6	X1

**ABB** | **ReliaHome™**  
**P - Series**

DRAWING NUMBER	Mod	Rev	Units
1TQC163300E0125	01	H	Inches