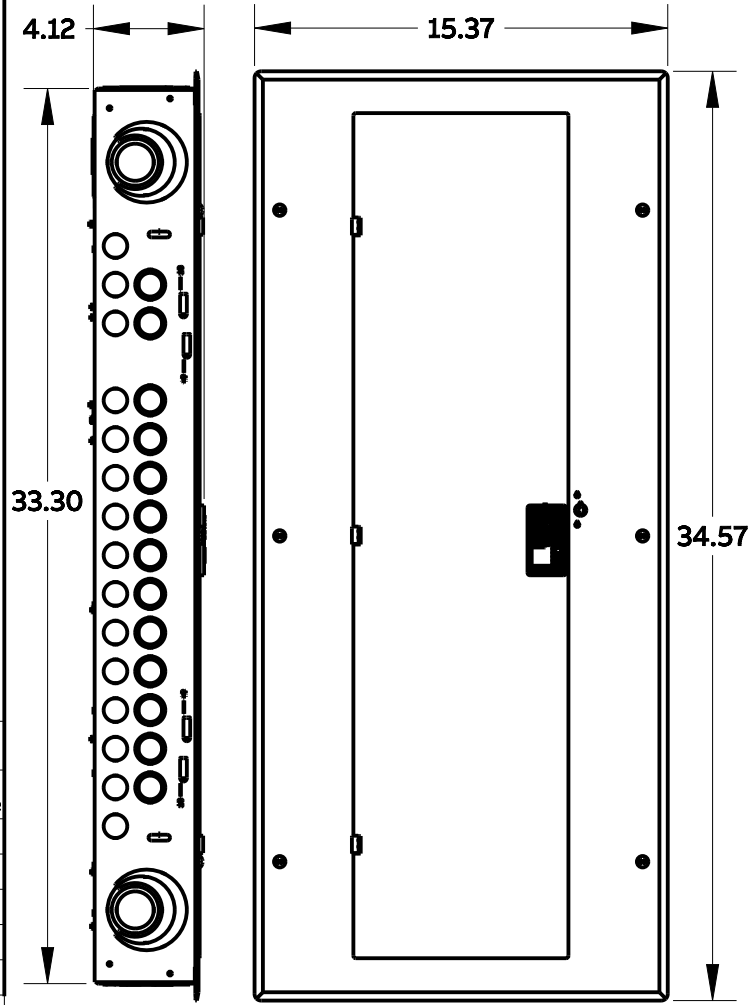
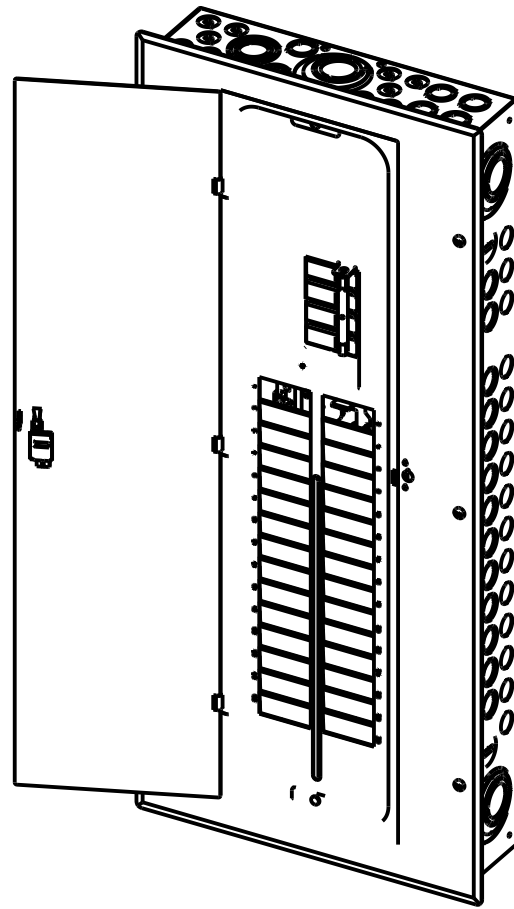
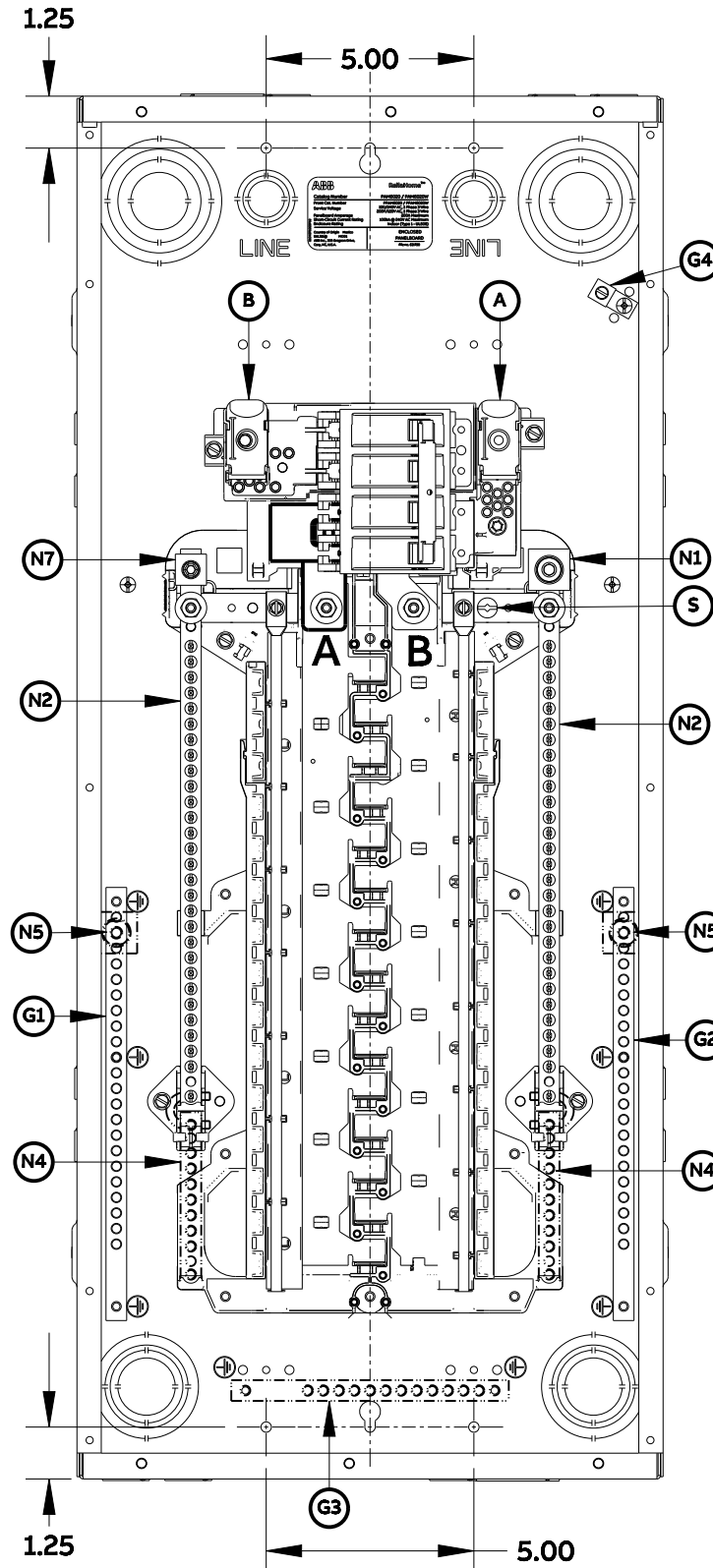


CATALOG

PAMC3015
PAMC3015W



COMPARTMENT BARRIER IS NOT SHOWN FOR INTERIOR CLARITY



REPLACEMENT / ACCESSORIES KIT

TQLFP1	1" Front Filler plates	--
PTHQLRK2	Circuit Breaker Hold-down kit END	1TQC163000Z0114
PTHQLRK1	Circuit Breaker Hold-down kit	1TQC163000Z0113
PD60	Circuit Directory	1TQC163000Z0115
THP100	Padlocking - THQL	--
THP100E	Padlocking - AFCI/GFCI	--
THQLSURGE2	Type 1 plug-on SPD	--
--	--	--
THQMVSBF	Service Entrance Barrier THQMV	--
PFAMC3015	Front Replacement Kit (Grey)	--
PFAMC3015W	Front Replacement Kit (White)	--
TDL106	Door Lock Kit	--
PLTCHGR	Door Handle Gray	1TQC163000Z0116
PBS	Bond Screw Kit	1TQC163000Z0121
--	--	--
THLK2150	Subfeed Lug Kit - 150A, 2Pole	--
PHDWRKIT	P-Series Hardware Kit	1TQC163000Z0123
--	--	--
--	--	--

TORQUE

Terminal#	Terminal Name	Installed/ Cat.Number	Wire Size	Drive	Torque LB-IN
A & B	Main Circuit Breaker	Factory Installed	#1 - 3/0 Cu; 2/0 - 3/0 Al	Internal Hex	200
N1	Neutral Lug	Factory Installed	(1) #1-300 Cu/Al	Internal Hex	200
N7	Neutral Lug	Factory Installed	(1) #6-2/0 Cu/Al	Internal Hex	120
N2	Neutral Bar	Factory Installed	See Below for Table 1		
N3	Neutral Bar	N/A			
N4	Neutral Bar	PNEUEXTSM			
G1	Ground Bar	Factory Installed			
G2	Ground Bar	Factory Installed			
G3	Ground Bar	TGK12			
G4	Ground Lug	Factory Installed	(1) #14 - 4	Slotted	40
C & D	Feed Thru Lug	N/A	N/A	N/A	N/A
N5	Ground/ Neutral Lug	TNLK20	(1) #6-2/0 Cu/AL	Internal Hex	120
N6		N/A	N/A	N/A	N/A
N5/N6		TNLK250	(1) #1-300 Cu/AL	Internal Hex	200
--	--	--	--	--	--
--	--	--	--	--	--
S	Bonding Screw	Factory Bonded	N/A	Slotted/ Robertson	40

When used as service equipment, all unused neutral terminals may be used for equipment ground conductors.

Table 1: GROUND/NEUTRAL Bar Terminal Wire size (AWG/KCMIL) & Torque

Conductor for Ground/Neutral Bar Terminal				
Solid	Stranded		Drive	Torque Lb-In
	CU	AL		
(1) 14	-	(1) 14	Slotted/ Robertson	15
-	(1) 12	(1) 12		15
(1) 12	-	(1) 12		20
(1) 10	-	(1) 10	Robertson	20
-	-	(1) 8		40
-	-	(1) 6-4		45
Multiple Conductor for Ground/Neutral Bar Terminal				
(1) 10 & (1) 12	-	-	Slotted/ Robertson	30
(1) 10 & (1) 14	-	(1) 10 & (1) 14		30
(2) 10 & (1) 14	-	-		30
(1) 12 & (1) 14	-	-		30
-	(2) 10 & (1) 12	-	(2) 10 & (1) 12	30

SPECIFICATION

Service Voltage	120/240V AC, 1 Phase 3 Wire 208Y/120V AC, 1 Phase 3 Wire
Panelboard Amperage	150A Maximum
Short-Circuit Current Rating	100kA @ 240V AC Maximum
Rated Frequency	60Hz
Enclosure Rating	Indoor (Type 1 - UL50E)
Main Device	Circuit Breaker
Main Device Rating	150A Maximum
Busbar Rating and Material	225A Aluminum
Branch Circuit Breaker Rating	125A Maximum
Sum of Circuit Breaker Rating	150A Maximum per Stab
Number of Spaces	30 Spaces Maximum
Number of Circuits	60 Circuits Maximum
Standard Listing	CSA 22.2, UL67 (E21790)
For bottom feed, rotate the entire device by 180°.	
SUITABLE FOR USE AS SERVICE EQUIPMENT	

KNOCKOUTS

1"-1.25"-1.5"-2"-2.5"	1"-1.5" - 2"-2.5"	1"-1.25" - 1.5" - 2"	0.75"-1"-1.25"-1.5"	0.5"- 0.75"- 1"	0.5"-0.75"	0.5"	0.281"
X6	X2	X2	X2	X2	X38	X50	X4

ReliaHome™
P - Series

DRAWING NUMBER	Mod	Rev	Units
1TQC163300E0058	01	F	Inches